

General Performance IEC Inlet Filter



- | Rated currents up to 20 A
- | Excellent performance/size ratio
- | Optional medical versions (B type) according to IEC/EN 60601-1
- | Snap-in versions (S and S1 type)
- | Hot inlet versions (HI type)
- | Optional overvoltage protection (Z type)



Performance indicators

Attenuation performance



Rated current [A]



Technical specifications

Maximum continuous operating voltage	250 VAC, 50/60 Hz
Operating frequency	dc to 400 Hz
Rated currents	1 to 20 A @ 50 °C
Approvals by rated current	1 to 10 A (ENEC, CQC) 16 A (ENEC, CQC) for 16 and 20 A types 1 to 20 A (UL, CSA)
High potential test voltage	P → PE 2000 VAC for 2 sec (standard types) P → N 1100 VDC for 2 sec (16 and 20 A types, not Z types) P → N 250 VAC for 2 sec (all Z types) P → N 1000 VAC for 2 sec (1 to 10 A types, not Z types) P → PE 2500 VAC for 2 sec (B types)
Protection category	IP40 according to IEC 60529
Temperature range (operation and storage)	-25 °C to +85 °C (25/85/21)
Design corresponding to	UL 1283, CSA 22.2 No. 8 1986, IEC/EN 60939 (X to XX A, not Z types)
Flammability corresponding to	UL 94 V-2 or better
Surge pulse protection (optional)	2 kV, IEC 61000-4-5
MTBF @ 40°C/230V (Mil-HB-217F)	≤15 A: 3,040,000 hours ≥16 A: 2,256,000 hours

Approvals



ROHS

(CQC except HI-types)

The FN 9222 IEC inlet filter combines an IEC inlet and mains filter with excellent filter attenuation in a small form factor. Choosing the FN 9222 product line brings you the rapid availability of a standard filter associated with the necessary safety acceptances. Standard IEC connector filters are a practical solution helping you to pass EMI system approval in a short time. A wide selection on amperage ratings, output connections, mounting possibilities and filters for medical applications are designed to offer you the desired solution.



Features and benefits

- | Exceptional conducted attenuation performance, based on chokes with high saturation resistance and excellent thermal behavior
- | Rear/front or snap-in mounting
- | Wide mounting flanges available
- | Optional medical versions (B type) comply with the requirements of IEC/EN 60601-1 for creepage and clearance, leakage current and high potential testing
- | 12 and 15 A types with hot inlet available
- | Optional surge pulse protection
- | Different output connections offering maximum flexibility for assembly
- | Custom-specific versions are available on request

Typical applications

- | Portable electrical and electronic equipment
- | Small to medium-sized machines and household equipment
- | Single-phase power supplies, switch-mode power supplies
- | Test and measurement equipment
- | Medical equipment
- | Rack mounting equipment

Filter selection table

Filter	Rated current @ 50 °C (25 °C)	Leakage current* @ 250 VAC/50 Hz	Inductance L	Capacitance		Resistance R	Output connections		Weight [g]
				Cx	Cy				
	[A]	[µA]	[mH]	[µF]	[nF]	[kΩ]			
FN 9222x-1-..	1 (1.2)	373	12	0.1	2.2		-06	-07	40
FN 9222x-3-..	3 (3.5)	373	2.5	0.1	2.2		-06	-07	40
FN 9222x-6-..	6 (7.2)	373	0.78	0.1	2.2		-06	-07	40
FN 9222x-8-..	8 (10.6)	373	0.5	0.1	2.2		-06	-07	40
FN 9222x-10-..	10 (11.6)	373	0.225	0.1	2.2		-06	-07	40
FN 9222x-12-..	12 (12)	373	0.11	0.1	2.2		-06	-07	40
FN 9222x-15-..	15 (15)	373	0.075	0.1	2.2		-06	-07	40
FN 9222x-12-..HI	12 (12)	373	0.11	0.1	2.2		-06	-07	40
FN 9222x-15-..HI	15 (15)	373	0.075	0.1	2.2		-06	-07	40
FN 9222xR-1-..	1 (1.2)	373	12	0.1	2.2	1000	-06	-07	40
FN 9222xR-3-..	3 (3.5)	373	2.5	0.1	2.2	1000	-06	-07	40
FN 9222xR-6-..	6 (7.2)	373	0.78	0.1	2.2	1000	-06	-07	40
FN 9222xR-8-..	8 (10.6)	373	0.5	0.1	2.2	1000	-06	-07	40
FN 9222xR-10-..	10 (11.6)	373	0.225	0.1	2.2	1000	-06	-07	40
FN 9222xR-12-..	12 (12)	373	0.11	0.1	2.2	1000	-06	-07	40
FN 9222xR-15-..	15 (15)	373	0.075	0.1	2.2	1000	-06	-07	40
FN 9222R-16-06	16 (18.5)	373	0.54	0.33	2.2	1000	-06		100
FN 9222R-20-06	20 (23)	373	0.4	0.33	2.2	1000	-06		100
FN 9222xR-12-..HI	12 (12)	373	0.11	0.1	2.2	1000	-06	-07	40
FN 9222xR-15-..HI	15 (15)	373	0.075	0.1	2.2	1000	-06	-07	40
FN 9222xB-1-..	1 (1.2)	2	12	0.1		1000	-06	-07	40
FN 9222xB-3-..	3 (3.5)	2	2.5	0.1		1000	-06	-07	40
FN 9222xB-6-..	6 (7.2)	2	0.78	0.1		1000	-06	-07	40
FN 9222xB-8-..	8 (10.6)	2	0.5	0.1		1000	-06	-07	40
FN 9222xB-10-..	10 (11.6)	2	0.225	0.1		1000	-06	-07	40
FN 9222xB-12-..	12 (12)	2	0.11	0.1		1000	-06	-07	40
FN 9222xB-15-..	15 (15)	2	0.075	0.1		1000	-06	-07	40
FN 9222RB-16-06	16 (18.5)	2	0.54	0.33		1000	-06		100
FN 9222RB-20-06	20 (23)	2	0.4	0.33		1000	-06		100
FN 9222xB-12-..HI	12 (12)	2	0.11	0.1		1000	-06	-07	40
FN 9222xB-15-..HI	15 (15)	2	0.075	0.1		1000	-06	-07	40
FN 9222UZ-1-06	1 (1.2)	373	12	0.1	2.2		-06		43
FN 9222UZ-3-06	3 (3.5)	373	2.5	0.1	2.2		-06		43
FN 9222UZ-6-06	6 (7.2)	373	0.78	0.1	2.2		-06		43
FN 9222UZ-8-06	8 (10.6)	373	0.5	0.1	2.2		-06		43
FN 9222UZ-10-06	10 (11.6)	373	0.225	0.1	2.2		-06		43
FN 9222UZ-12-06	12 (12)	373	0.11	0.1	2.2		-06		43
FN 9222UZ-15-06	15 (15)	373	0.075	0.1	2.2		-06		43

* Maximum leakage under normal operating conditions. Note: if the neutral line is interrupted, worst case leakage could reach twice this level.

Product selector

FN 9222xx-yy-..HI-zz

Snap-in range for S version only

Blank: Snap-in range 0.7 to 1.5mm

20: Snap-in range 1.5 to 2.2mm

Blank: Standard IEC inlet type C14 (1 to 15A types), C20 (16 and 20A types)

HI: Hot IEC inlet type C16 (12 and 15A types only)

06: Faston 6.3 x 0.8mm (spade/soldering)

07: Wire leads


1 to 20: Rated current


Blank: Standard version


R: Bleed resistor


B: Medical version (with bleed resistor and without Y2-capacitor)

Z: Optional surge pulse protection with additional varistor (MOV)
(Z types have longer housings, only available for FN 9222UZ-yy-06)

 Blank: Standard housing with mounting flanges

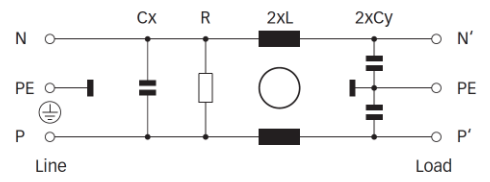
 U: Housing with wider mounting flanges

 S: Snap-in version, snapper on vertical side (1 to 15A types only)

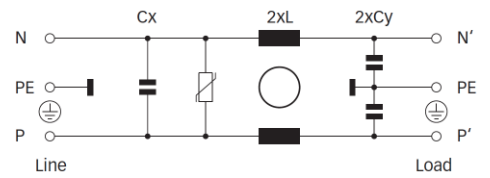
 S1: Snap-in version, snapper on horizontal side (1 to 15A types only)

Typical electrical schematic

Standard, R and B types



Z types

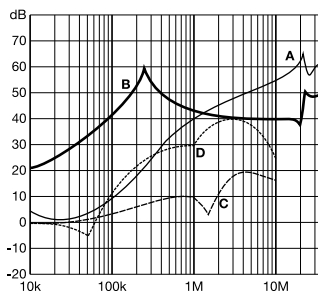


For example: FN 9222E-15-06, FN 9222ES1B-10-06-20, FN 9222ER-12-06HI, FN 9222EUB-8-06-20

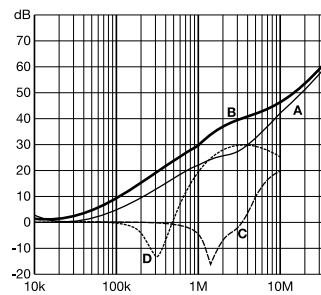
Typical filter attenuation

Per CISPR 17; A = 50 Ω/50 Ω sym; B = 50 Ω/50 Ω asym; C = 0.1 Ω/100 Ω sym; D = 100 Ω/0.1 Ω sym

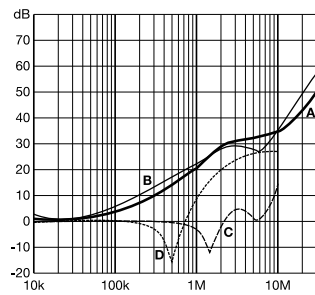
1 and 3 A types



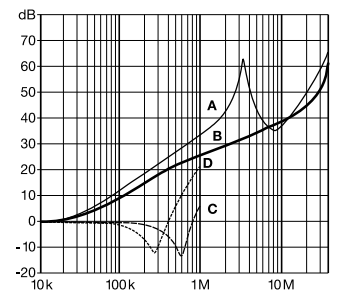
6 to 10 A types



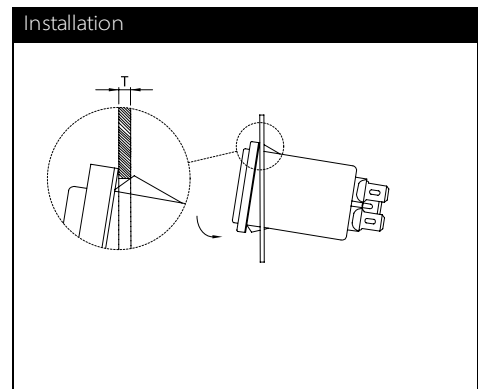
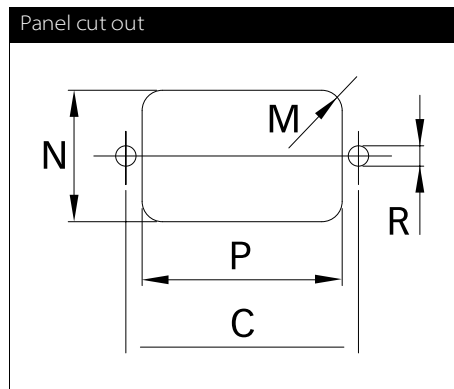
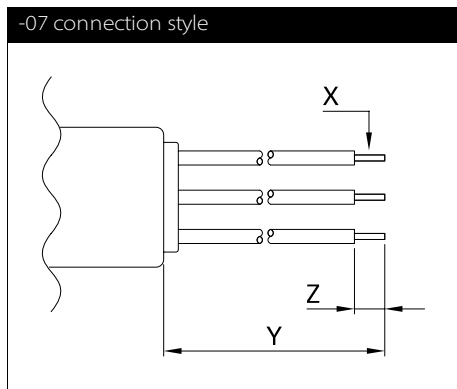
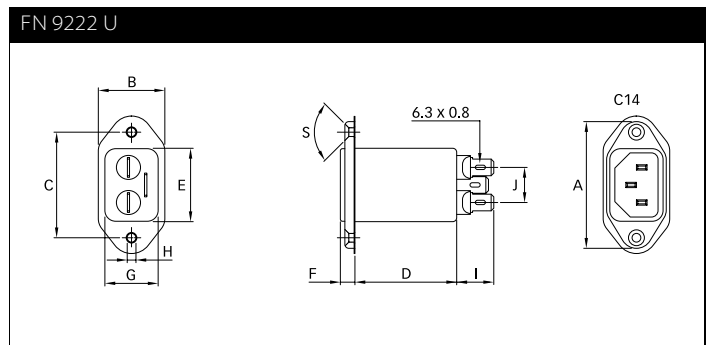
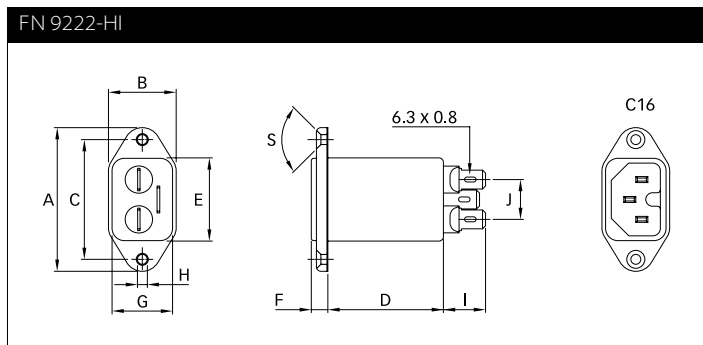
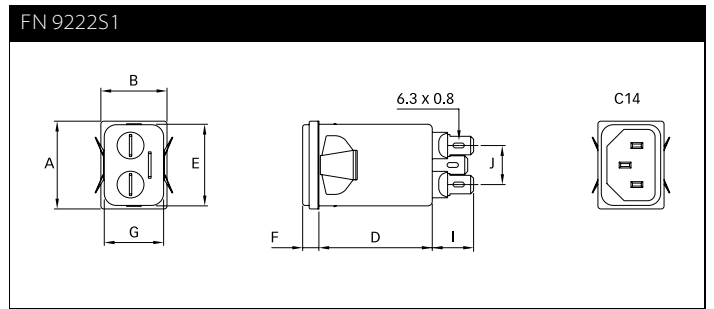
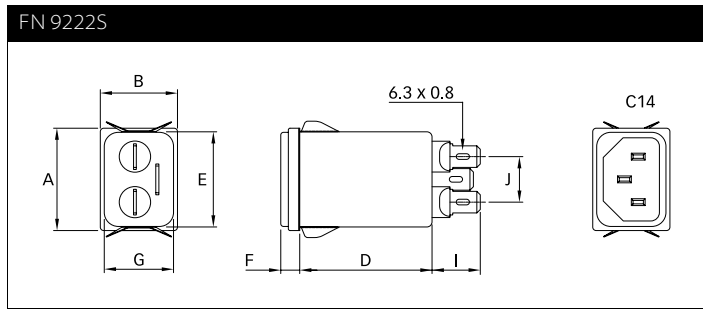
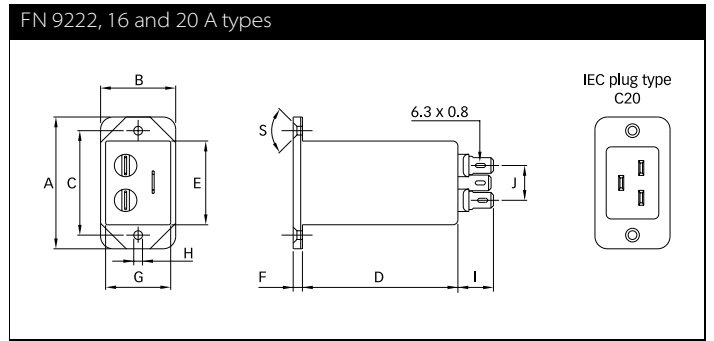
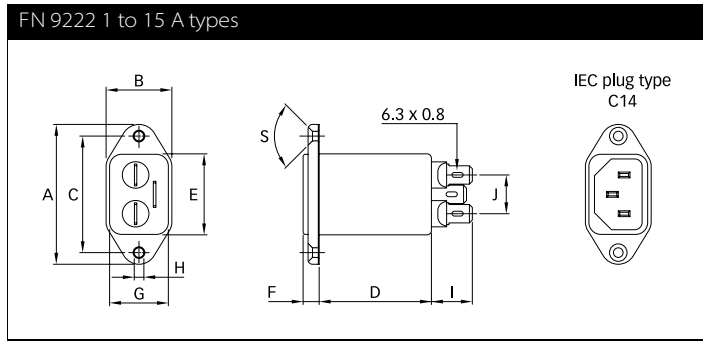
12 and 15A types



16 and 20 A types



Mechanical data



Dimensions

	FN 9222 1 to 8 A	10 to 15 A	16 and 20 A	FN 9222U	FN 9222UZ	FN 9222S 1 to 8 A	10 to 15 A	FN 9222S1 1 to 8 A	10 to 15 A	FN 9222-HI 12 and 15 A
A	48	48	53	51.85	51.85	29.9	29.9	29.9	29.9	48
B	22.5	22.5	30	25	25	22.4	22.4	22.4	22.4	22.5
C	40 ±0.2	40 ±0.2	42 ±0.2	40 ±0.2	40 ±0.2					40 ±0.2
D	38.4	38.4	66	38.25	46.8	38.4	38.4	38.4	38.4	38.4
E	27.8	27.8	34	27.8	27.8	27.8	27.8	27.8	27.8	27.8
F	5.5	5.5	4	5.5	5.5	5.5	5.5	5.5	5.5	5.5
G	20.1	20.1	26.5	20.1	20.1	20.1	20.1	20.1	20.1	20.1
H	Ø 3.3	Ø 3.3	Ø 3.5	Ø 3.3	Ø 3.3					Ø3.3
I	14	14	14	14.1	14	14	14	14	14	14
J	13.3	13.3	13.3	13.3	13.3	13.3	13.3	13.3	13.3	13.3
M	R ≤ 3	R ≤ 3	R ≤ 3	R ≤ 3	R ≤ 3	R ≤ 1.5	R ≤ 1.5	R ≤ 1.5	R ≤ 1.5	R ≤ 3
N	21.5	21.5	27	21.5	21.5	20.8	20.8	21.9	21.9	21.5
P	28.5	28.5	34.7	28.5	28.5	29.4	29.4	28.5	28.5	28.5
R	M3	M3	M3	M3	M3					M3
S	90°	90°	90°	90°	90°					90°
T*						0.7-1.5	0.7-1.5	0.7-1.5	0.7-1.5	
T*						1.5-2.2	1.5-2.2	1.5-2.2	1.5-2.2	
X	AWG 18	AWG 16				AWG 18	AWG 16	AWG 18	AWG 16	AWG 16
Y	160	160				160	160	160	160	160
Z	6	6				6	6	6	6	6

* For selecting the panel thickness, please refer to the filter selector table.

All dimensions in mm; 1 inch = 25.4 mm
Tolerances according: ISO 2768-m / EN 22768-m

Please visit www.schaffner.com to find more details on filter connectors.



Headquarters, global innovation and development center

Switzerland

Schaffner Group

Nordstrasse 11
4542 Luterbach
T +41 32 6816 626
F +41 32 6816 630
info@schaffner.com
<http://www.schaffner.com>



Sales and application centers

China

Schaffner EMC Ltd. Shanghai

T20-3, No 565 Chuangye Road
Pudong New Area
201201 Shanghai
T +86 21 3813 9500
F +86 21 3813 9501 / 02
cschina@schaffner.com
<http://www.schaffner.com.cn/>

Finland

Schaffner Oy

Sauvonrinne 19 H
08500 Lohja
T +358 19 35 72 71
finlandsales@schaffner.com

France

Schaffner EMC S.A.S.

112, Quai de Bezons
Boîte postale 133
95103 Argenteuil
T +33 1 34 34 30 60
F +33 1 39 47 02 28
francesales@schaffner.com

Germany

Schaffner Deutschland GmbH

Schoemperlenstrasse 12B
76185 Karlsruhe
T +49 721 56910
F +49 721 569110
germanysales@schaffner.com

Italy

Schaffner EMC S.r.l.

Via Galileo Galilei 47
20092 Cinisello Balsamo (MI)
T +39 02 66 04 30 45/47
F +39 02 61 23 943
italysales@schaffner.com

Japan

Schaffner EMC K.K.

1-32-12, Kamiyama, Setagaya-ku
7F Mitsui-seimei Sangenjaya Bldg.
154-0011 Tokyo
T +81 3 5712 3650
F +81 3 5712 3651
japansales@schaffner.com
<http://www.schaffner.jp>

Singapore

Schaffner EMC Pte Ltd.

Blk 3015A Ubi Road 1
05-09 Kampong Ubi Industrial Estate
408705 Singapore
T +65 6377 3283
F +65 6377 3281
singaporesales@schaffner.com

Spain

Schaffner EMC España

Calle Caléndula 93
Miniparc III, Edificio E
El Soto de la Moraleja
Alcobendas
28109 Madrid
T +34 618 176 133
spainsales@schaffner.com

Sweden

Schaffner EMC AB

Turebergstorg 1, 6
19147 Sollentuna
T +46 8 5792 1121 / 22
F +46 8 92 96 90
swedensales@schaffner.com

Switzerland

Schaffner EMV AG

Nordstrasse 11
4542 Luterbach
T +41 32 6816 626
F +41 32 6816 641
sales@schaffner.ch

Taiwan R.O.C.

Schaffner EMV Ltd.

6 Floor, No. 413
Rui Guang Road
114 Neihu District Taipei City
T +886 2 87525050
F +886 2 87518086
taiwansales@schaffner.com

Thailand

Schaffner EMC Co. Ltd.

Northern Region Industrial Estate
67 Moo 4 Tambon Ban Klang
Amphur Muang P.O. Box 14
51000 Lamphun
T +66 53 58 11 04
F +66 53 58 10 19
thailandsales@schaffner.com

UK

Schaffner Ltd.

5 Ashville Way
Molly Millars Lane
Wokingham
RG41 2PL Berkshire
T +44 118 9770070
F +44 118 9792969
uksales@schaffner.com
<http://www.schaffner.uk.com>

USA

Schaffner EMC Inc.

52 Mayfield Avenue
08837 Edison, New Jersey
T +1 800 367 5566
T +1 732 225 9533
F +1 732 225 4789
usasales@schaffner.com
<http://www.schaffner.com/us>

Schaffner MTC LLC

6722 Thirlane Road
24019 Roanoke, Virginia
T +1 276 228 7943
F +1 276 228 7953
<http://www.schaffner-mtc.com>

Schaffner Trencos LLC

2550 Brookpark Road
44134 Cleveland, Ohio
T +1 216 741 5282
F +1 216 741 4860
www.schaffner-trencos.com

To find your local partner within Schaffner's global network: www.schaffner.com

© 2014 Schaffner Group

The content of this document has been carefully checked and understood. However, neither Schaffner nor its subsidiaries assume any liability whatsoever for any errors or inaccuracies of this document and the consequences thereof. Published specifications are subject to change without notice. Product suitability for any area of application must ultimately be determined by the customer. In all cases, products must never be operated outside their published specifications. Schaffner does not guarantee the availability of all published products. This disclaimer shall be governed by substantive Swiss law and resulting disputes shall be settled by the courts at the place of business of Schaffner Holding AG. Latest publications and a complete disclaimer can be downloaded from the Schaffner website. All trademarks recognized.